



How To Make A Coloring Book



Make Your Own Coloring Books of Motorcycles, Airplanes, Trucks, Ships, Supercars, Pokemon, Transformers, Graffiti Alphabets...

Round Up Supplies - Your Choice:

- Two Stiff Papers (Front and Back Book Covers): Card Stock, Posterboard, Shirt Gift Box, Dad's (Or Any Big Feet) Shoe Boxes
- Some Kind of String: Cool Shoelaces, Rexlace, Birthday Ribbon, Twine, Thin Boat Rope, Grandma's Yarn
- Three-hole Paper Punch
- Decorating Stuff: Stickers, Glitter Glue, Paint: Acrylic - Tempera - Finger, Markers, Colored Pencils, Crayons

[Collect Your Free Coloring Pages From Coloring Pages Kids Boys.com](#) – Now...

1. Trim Stiff Papers to 8.5"x11", If Needed.
2. 3-hole punch each stiff paper. Press Hard or Bash with Fist.
3. Pierce your coloring sheets 10-25 (do 3-4 at a time) with the 3-hole punch.
4. Decorate one or both stiff papers. Let dry if needed.
5. Place your coloring sheets between your book covers.
6. Thread and tie-off your string into the holes of your new colouring book.

Round Up Supplies - Your Choice:



HOW TO MAKE A COLORING BOOK SUPPLIES- YOUR CHOICE


- 8x11.5" Card Stock, Posterboard, Shirt Gift Box
- Stickers, Glitter Glue, Finger Paint
Markers, Crayons, Colored Pencils
- Rexlace, Ribbon, Thin Rope, Yarn, Twine
- 3-Hole Paper Punch



COLORINGPAGESKIDBOYS.COM

...

Step 1 - Trim



HOW TO MAKE A COLORING BOOK


Trim Book Covers to 8.5" x 11"

Coloring Pages Are 8.5"x11"



COLORINGPAGESKIDSGOYS.COM

Step 2 - Book Covers Holes



HOW TO MAKE A COLORING BOOK

Book Cover Holes

3-hole punch one cover at a time - press hard or bash with fist
↑ align paper edge with punch guide edge



COLORINGPAGESKIDSGOYS.COM

...

Step 3 - Coloring Sheets Holes



HOW TO MAKE A COLORING BOOK Coloring Sheet Holes

3-hole punch 3-4 sheets at a time - press hard or bash with fist
↑ align paper edge with punch guide edge



COLORINGPAGESKIDSBYBOYS.COM

Step 4 - Decorate




HOW TO MAKE A COLORING BOOK Decorate Book Covers



COLORINGPAGESKIDSBYBOYS.COM

...

Step 5 - Place Coloring Sheets



HOW TO MAKE A COLORING BOOK


Place Coloring Sheets Between Book Covers



COLORINGPAGESFORKIDSBYBOYS.COM

...

Step 6 - Thread and Tie



HOW TO MAKE A COLORING BOOK

Thread and Tie

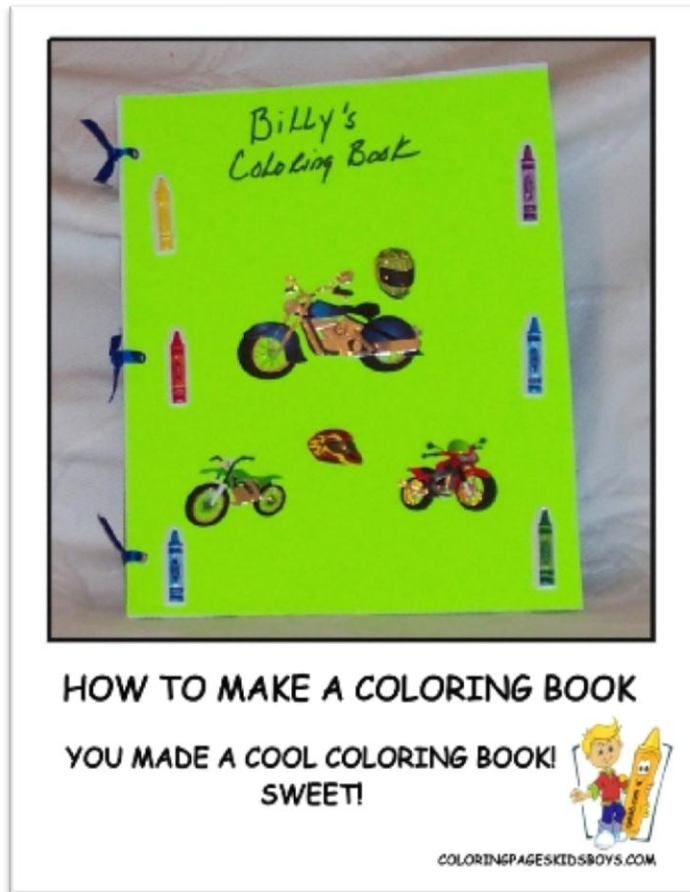
Use long enough material for pages to open without bending - Trim excess



COLORINGPAGESFORBOYS.COM

...

...Your Coloring Book Is Ready!



...



[Free Safe Printables at ColoringPagesKidsBoys.com](http://ColoringPagesKidsBoys.com)

Coloring Kids, handle some bold, bossy and slammin' coloring pages!

Coloring-Pages-Kids-Boys.com features the best free coloring of real stuff...

Alphabets Graffiti and Classic Letters, Supercars, Mario Bros, Pokemon, NFL Football, MLB Baseball, Pickup Trucks, Army, Fighter Airplanes, Tractors, Christmas-Holidays, ASL Sign Language, plus mucho more stuff teachers, parents, and kids search for.

Can you use your State flag printable? Good. ColoringPagesKidsBoys.com is the [American Flags and World Flags Coloring Pictures](#) authority. You knew that, right? Oh Yeah!...

[How To Make Stencils - Templates](#) For Bulletin Boards, Sports Rallies, School Events, Art Projects, Scrapbooks - Four Easy Free Steps:

Come on over for all the printables you like and need. [Cool Coloring Printables to Collect](#)

Coloring Buddy Mike
ColoringPagesKidsBoys.com

Google, Yahoo, AOL, plus Bing search us, too. LIKE us on Facebook!

Do us a favor - If your teachers like the website have the webmaster add it to your school safe resources webpage



[Free Safe Printables at ColoringPagesKidsBoys.com](#)